



**Frederick Classical Charter School, Inc.**

**Membership Meeting**

**November 14, 2019**

*Minutes submitted by Secretary Allison Rizzo*

Meeting not called to order – quorum not met

Informational presentation

*Attachments*

*Notice*

*Agenda*

*Presentation*



November 5, 2019

Dear FCCS Parents/Guardians, Staff, and Founding Members,

The Fall State of School Membership Meeting of Frederick Classical Charter School, Inc. will be held on **Thursday, November 14, 2019 at 7:00pm** in the FCCS gymnasium. Please arrive early to sign in.

Members of FCCS, Inc. are current parents/guardians of record, current staff employed at FCCS, and founding members listed in the charter application. Your participation is valuable. The organization's bylaws require 25% of members to attend in order for any business to be conducted. Please plan to attend or participate by submitting your proxy.

The meeting agenda includes reports from the President, Head of School, and Treasurer, the status of the search for a new facility, and additional information about membership and the organization. There is one item of business: confirmation of the appointment of Maria Shumaker as Trustee.

If you are unable to attend the meeting, please submit the enclosed Member Proxy Form to the school at any time prior to the meeting or send it to the meeting with your proxy. Remember, each parent or guardian of record counts as an individual member, so please bring your spouse or your spouse's proxy form to the meeting, if applicable. An additional proxy form for parents from separate households is also available. If members do not execute the duty to participate and quorum is not met, an additional meeting may be required.

Childcare will be available in the FCCS cafeteria for children ages 3-14. Please arrive by 6:30pm to register your child(ren). Volunteers are requested to provide support.

Your role as a member of the organization is important and we appreciate your interest in the school and your support by attending this informative meeting. Thank you for your continued support!

Sincerely,

*The Board of Trustees  
Frederick Classical Charter School, Inc.*

*See attachments:  
Meeting agenda  
Proxy*

**Frederick Classical Charter School, Inc.**  
**State of School Membership Meeting**  
**Thursday, November 14, 2019**  
**7:00 PM**

---

- I. Welcome and Highlights
- II. School Report
- III. Finance and Facility Report
- IV. Membership, Charter, and Organization
- V. Confirmation of Quorum
- VI. Business Item
- VII. Q & A
- VIII. Closing Remarks
- IX. Adjourn

*Motion to confirm Maria Shumaker to the position of Trustee, with a term ending June 30, 2022.*

NIL SINE MAGNO LABORE



# Fall State of School Membership Meeting

November 14, 2019





# WELCOME & HIGHLIGHTS

Shelly Smallwood, Vice President

# Key Actions

- Staff updates
- New ELA program – Wit & Wisdom
- Student early release days for Staff Professional Development
- New Facility Search
- Board Development
- New Board Member



# Agenda

- Highlights of Board Actions – Shelly Smallwood
- School Report – Camille Bell
- Finance and Facility Report – Jen Schneider & Tim Summers
- Confirmation of Quorum – Allison Rizzo
- Business: Confirmation of Trustee – Allison Rizzo
- Membership, Charter, & Organization – Laura Mears & Allison Rizzo
- Question & Answer
- Survey & Adjourn






# SCHOOL REPORT

Dr. Camille Bell, Head of School



# Student Outcomes

- **Academic Measures**
  - MCAP (Grades 3-8)
  - DIBELS (Grades K-2)
  - Additional diagnostic tools: i-Ready (2019)
  - FCCS achieved 4 star ESSA rating























## Overall PARCC ELA Performance Trends

*The SY 2019 percent of students achieving ELA performance levels of 4 or 5 was ??%, compared to the county combined elementary and middle school average of ??%.*

Grades 3 – 5






### All Any Term PARCC Scores by School and Student Group English: All Students: Grade(s) 03, 04, 05 Disability:





















			All FCPS				Frederick Classical Charter			
All Students	English									
		2015		15.4%		25.3%		45.0%		10.9%
		2016		15.2%		25.6%		43.5%		6.8%
		2017		14.3%		24.5%		45.2%		4.2%
		2018		9.5%		14.6%		24.6%		3.3%
		2019		9.7%		14.8%		22.5%		6.5%

Grades 6 – 8

### All Any Term PARCC Scores by School and Student Group English: All Students: Grade(s) 06, 07, 08 Disability:

Summative Perf Level

-  Exceeded Expectations
-  Met Expectations
-  Approached Expectations
-  Partially Met Expectations
-  Did Not Meet Expectations

			All FCPS				Frederick Classical Charter			
All Students	English									
		2015		18.0%		28.9%		35.8%		16.2%
		2016		16.2%		26.4%		37.0%		10.8%
		2017		15.4%		24.0%		38.1%		13.8%
		2018		14.1%		21.8%		38.2%		22.0%
		2019		12.5%		21.1%		38.8%		14.4%

## Overall MCAP Math Performance Trends

*The SY 2019 percent of students achieving Math performance levels of 4 or 5 was ??%, compared to the county combined elementary and middle school average of ??%.*

### Math Grades 3 – 5

**All Any Term PARCC Scores by School and Student Group**  
**Mathematics: All Students: Grade(s) 03, 04, 05**  
**Disability:**

			All FCPS				Frederick Classical Charter			
All Students	Mathemat..	Year	Did Not Meet Expectations	Partially Met Expectations	Approached Expectations	Met Expectations	Did Not Meet Expectations	Partially Met Expectations	Approached Expectations	Met Expectations
		2015	19.3%	28.8%	39.3%	12.7%	16.8%	31.1%	42.0%	6.7%
		2016	16.3%	24.5%	43.9%	9.3%	12.7%	16.9%	53.4%	9.3%
		2017	15.7%	26.9%	41.5%	13.4%	13.4%	26.9%	46.2%	6.7%
		2018	16.0%	25.6%	42.4%	15.6%	15.6%	26.2%	46.7%	8.2%
		2019	16.0%	26.4%	41.2%	9.3%	12.2%	28.5%	44.7%	11.4%

### Math Grades 6 – 8

#### Summative Perf Level

- Exceeded Expectations
- Met Expectations
- Approached Expectations
- Partially Met Expectations
- Did Not Meet Expectations

**All Any Term PARCC Scores by School and Student Group**  
**Mathematics: All Students: Grade(s) 06, 07, 08**  
**Disability:**

			All FCPS				Frederick Classical Charter			
All Students	Mathemat..	Year	Did Not Meet Expectations	Partially Met Expectations	Approached Expectations	Met Expectations	Did Not Meet Expectations	Partially Met Expectations	Approached Expectations	Met Expectations
		2015	23.6%	33.3%	31.5%	16.2%	16.2%	29.4%	42.6%	8.8%
		2016	19.8%	30.0%	36.9%	14.3%	14.3%	33.3%	38.7%	9.7%
		2017	18.4%	29.9%	36.7%	15.3%	15.3%	29.6%	43.9%	2.0%
		2018	18.7%	27.9%	37.2%	20.4%	20.4%	32.7%	38.8%	4.1%
		2019	19.5%	29.1%	35.3%	14.3%	14.3%	39.8%	35.7%	8.2%

# 3<sup>rd</sup> Grade English Results - Current 4<sup>th</sup> Graders

2019 Any Term PARCC Performance Level Grouping by School & Student Group  
English : All Students, Asian, Black or African American and 6 more : Grade(s): 03

			All ES	Frederick Classical Charter
All Students	English	2019	51.5%	52.4%
Asian	English	2019	67.0%	75.0%
Black or African American	English	2019	39.0%	50.0%
ELL	English	2019	20.6%	0.0%
Free/Reduced Meals	English	2019	31.9%	12.5%
Hispanic/Latino of any race	English	2019	37.1%	20.0%
Special Ed	English	2019	15.4%	33.3%
Two or More Races	English	2019	46.5%	33.3%
White	English	2019	57.6%	58.8%



# 3<sup>rd</sup> Grade Math Results – Current 4<sup>th</sup> Graders

**2019 Any Term PARCC Performance Level Grouping by School & Student Group**  
**Mathematics : All Students, Asian, Black or African American and 6 more : Grade(s): 03**

			All FCPS	Frederick Classical Charter
All Students	Mathematics	2019	51.1%	45.2%
Asian	Mathematics	2019	73.2%	75.0%
Black or African American	Mathematics	2019	33.6%	16.7%
ELL	Mathematics	2019	19.3%	0.0%
Free/Reduced Meals	Mathematics	2019	29.2%	12.5%
Hispanic/Latino of any race	Mathematics	2019	31.5%	40.0%
Special Ed	Mathematics	2019	17.3%	33.3%
Two or More Races	Mathematics	2019	43.6%	66.7%
White	Mathematics	2019	59.6%	52.9%

# 4<sup>th</sup> Grade ELA – Current 5<sup>th</sup> Graders

**2019 Any Term PARCC Performance Level Grouping by School & Student Group**  
**English : All Students, Asian, Black or African American and 6 more : Grade(s): 04**

			All ES	Frederick Classical Charter
All Students	English	2019	52.9%	73.2%
Asian	English	2019	73.0%	83.3%
Black or African American	English	2019	44.4%	38.5%
ELL	English	2019	9.3%	0.0%
Free/Reduced Meals	English	2019	29.3%	33.3%
Hispanic/Latino of any race	English	2019	35.2%	33.3%
Special Ed	English	2019	14.9%	0.0%
Two or More Races	English	2019	46.9%	100.0%
White	English	2019	58.9%	100.0%

# 4<sup>th</sup> Grade Math – Current 5<sup>th</sup> Graders

**2019 Any Term PARCC Performance Level Grouping by School & Student Group**  
**Mathematics : All Students, Asian, Black or African American and 6 more : Grade(s): 04**

			All FCPS	Frederick Classical Charter
All Students	Mathematics	2019	50.9%	75.6%
Asian	Mathematics	2019	77.2%	100.0%
Black or African American	Mathematics	2019	32.4%	38.5%
ELL	Mathematics	2019	10.8%	0.0%
Free/Reduced Meals	Mathematics	2019	27.8%	33.3%
Hispanic/Latino of any race	Mathematics	2019	33.5%	66.7%
Special Ed	Mathematics	2019	18.9%	0.0%
Two or More Races	Mathematics	2019	50.5%	100.0%
White	Mathematics	2019	57.7%	93.8%

# 5<sup>th</sup> Grade ELA – Current 6<sup>th</sup> Graders

**2019 Any Term PARCC Performance Level Grouping by School & Student Group**  
**English : All Students, Asian, Black or African American and 6 more : Grade(s): 05**

			All ES	Frederick Classical Charter
All Students	English	2019	54.5%	50.0%
Asian	English	2019	71.3%	50.0%
Black or African American	English	2019	41.3%	50.0%
ELL	English	2019	1.8%	0.0%
Free/Reduced Meals	English	2019	31.7%	28.6%
Hispanic/Latino of any race	English	2019	39.7%	16.7%
Special Ed	English	2019	13.1%	28.6%
Two or More Races	English	2019	50.8%	0.0%
White	English	2019	60.9%	66.7%



# 5<sup>th</sup> Grade Math – Current 6<sup>th</sup> Graders

**2019 Any Term PARCC Performance Level Grouping by School & Student Group**  
**Mathematics : All Students, Asian, Black or African American and 6 more : Grade(s): 05**

			All FCPS	Frederick Classical Charter
All Students	Mathematics	2019	49.6%	47.5%
Asian	Mathematics	2019	68.0%	0.0%
Black or African American	Mathematics	2019	32.7%	50.0%
ELL	Mathematics	2019	7.0%	0.0%
Free/Reduced Meals	Mathematics	2019	27.2%	42.9%
Hispanic/Latino of any race	Mathematics	2019	34.4%	33.3%
Special Ed	Mathematics	2019	13.2%	28.6%
Two or More Races	Mathematics	2019	44.9%	0.0%
White	Mathematics	2019	57.0%	60.0%


















# 6<sup>th</sup> Grade ELA – Current 7<sup>th</sup> Graders

**2019 Any Term PARCC Performance Level Grouping by School & Student Group**  
**English : All Students, Asian, Black or African American and 6 more : Grade(s): 06**

			All MS	Frederick Classical Charter
All Students	English	2019	52.9%	56.1%
Asian	English	2019	75.0%	100.0%
Black or African American	English	2019	38.8%	64.3%
ELL	English	2019	3.2%	
Free/Reduced Meals	English	2019	30.5%	42.9%
Hispanic/Latino of any race	English	2019	37.7%	16.7%
Special Ed	English	2019	7.7%	50.0%
Two or More Races	English	2019	53.2%	50.0%
White	English	2019	58.7%	58.8%

# 6<sup>th</sup> Grade Math – Current 7<sup>th</sup> Graders

**2019 Any Term PARCC Performance Level Grouping by School & Student Group**  
**Mathematics : All Students, Asian, Black or African American and 6 more : Grade(s): 06**

			All FCPS	Frederick Classical Charter
All Students	Mathematics	2019	 38.6%	 46.3%
Asian	Mathematics	2019	 67.3%	 100.0%
Black or African American	Mathematics	2019	 22.9%	 42.9%
ELL	Mathematics	2019	 0.8%	
Free/Reduced Meals	Mathematics	2019	 17.6%	 14.3%
Hispanic/Latino of any race	Mathematics	2019	 22.5%	 16.7%
Special Ed	Mathematics	2019	 6.2%	 0.0%
Two or More Races	Mathematics	2019	 34.0%	 0.0%
White	Mathematics	2019	 44.9%	 58.8%

# 7<sup>th</sup> Grade ELA – Current 8<sup>th</sup> Graders

**2019 Any Term PARCC Performance Level Grouping by School & Student Group**  
**English : All Students, Asian, Black or African American and 6 more : Grade(s): 07**

			All MS	Frederick Classical Charter
All Students	English	2019	61.5%	64.1%
Asian	English	2019	84.8%	75.0%
Black or African American	English	2019	44.7%	57.9%
ELL	English	2019	2.0%	
Free/Reduced Meals	English	2019	35.4%	55.6%
Hispanic/Latino of any race	English	2019	40.0%	
Special Ed	English	2019	13.1%	
Two or More Races	English	2019	65.1%	0.0%
White	English	2019	68.5%	73.3%



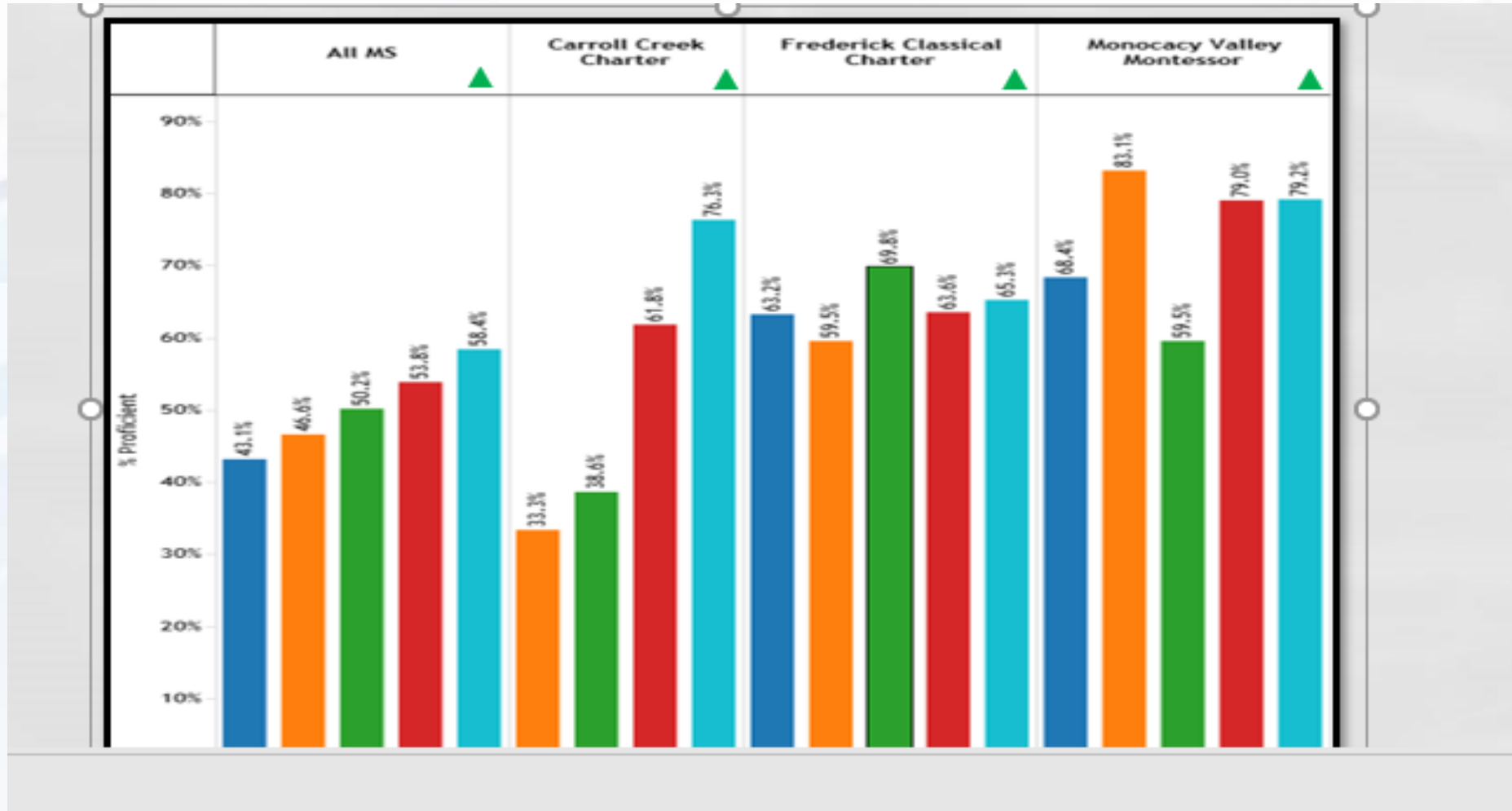
# 7<sup>th</sup> Grade Math – Current 8<sup>th</sup> Graders

**2019 Any Term PARCC Performance Level Grouping by School & Student Group**  
**Mathematics : All Students, Asian, Black or African American and 6 more : Grade(s): 07**

			All FCPS	Frederick Classical Charter
All Students	Mathematics	2019	47.8%	51.3%
Asian	Mathematics	2019	74.0%	75.0%
Black or African American	Mathematics	2019	28.8%	36.8%
ELL	Mathematics	2019	1.9%	
Free/Reduced Meals	Mathematics	2019	22.5%	33.3%
Hispanic/Latino of any race	Mathematics	2019	27.6%	
Special Ed	Mathematics	2019	10.7%	
Two or More Races	Mathematics	2019	49.0%	0.0%
White	Mathematics	2019	54.9%	66.7%

# Middle School ELA: MCAP Perf. Levels 4-5

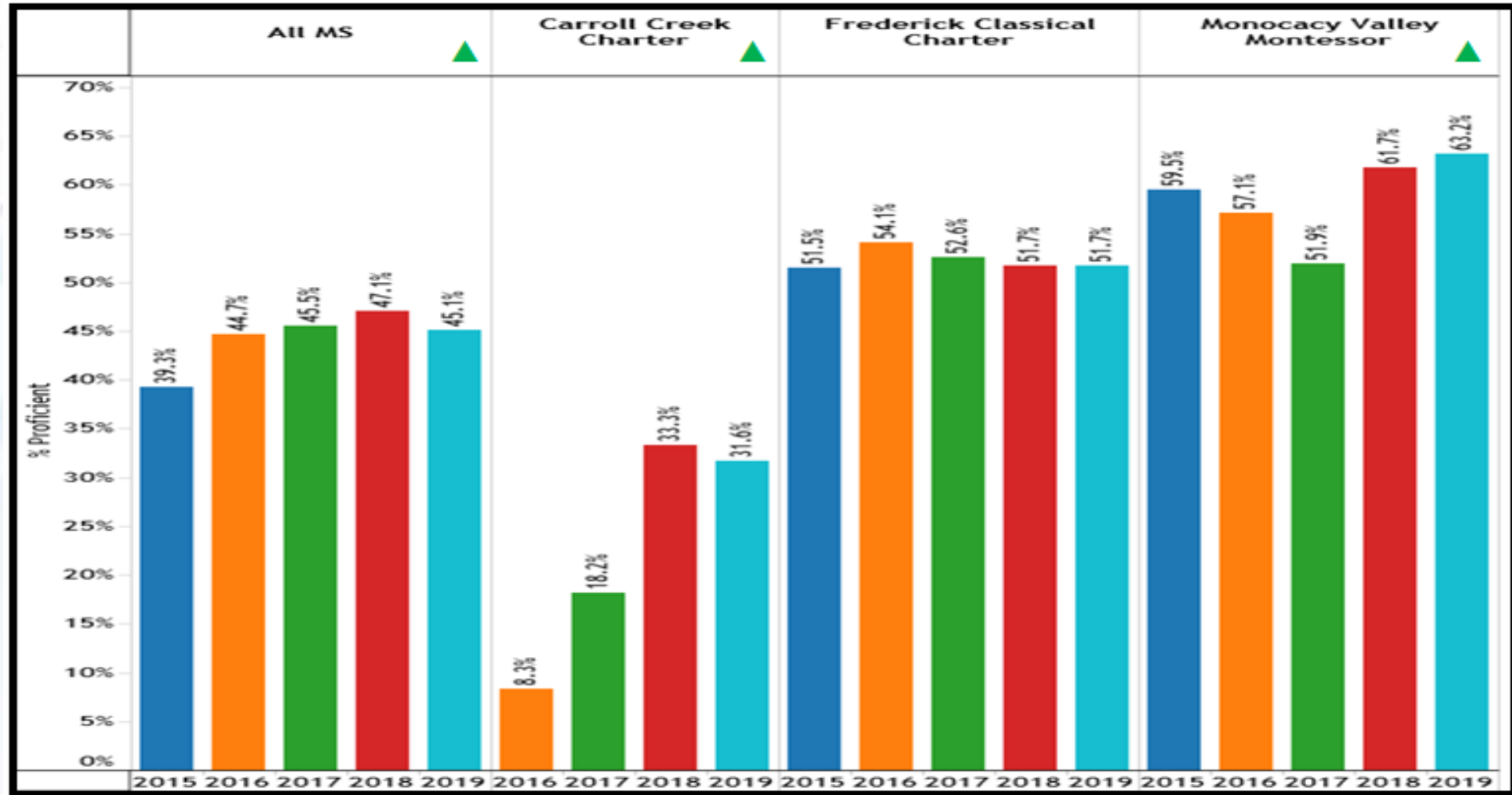
2015-2019 Results: Percent of Test-Takers\*  
Meeting Proficiency by School and School Year



# Middle School Math: MCAP Perf. Levels 4-5

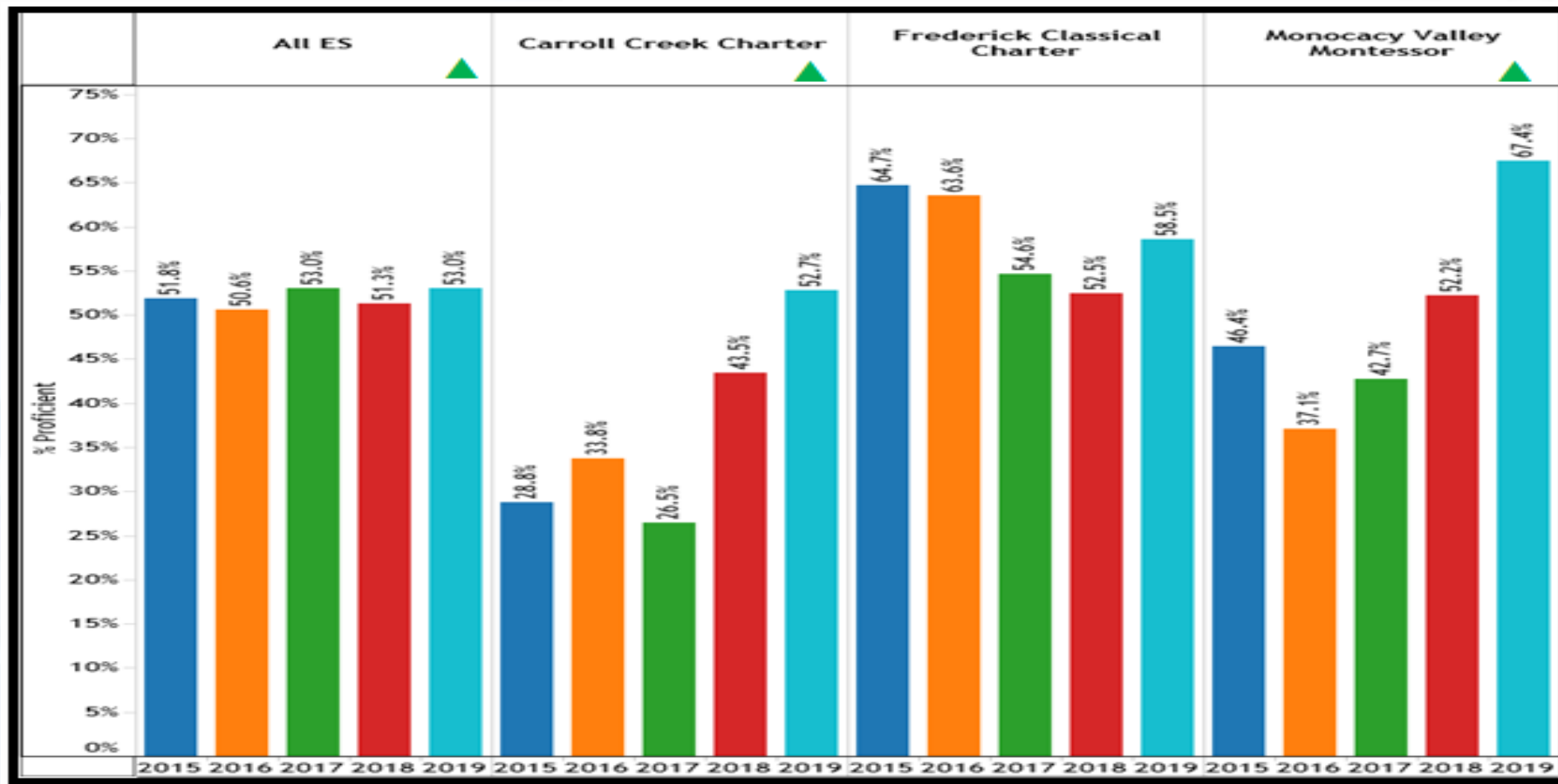
2015-2019 Results: Percent of Test-Takers\*

Meeting Proficiency by School and School Year



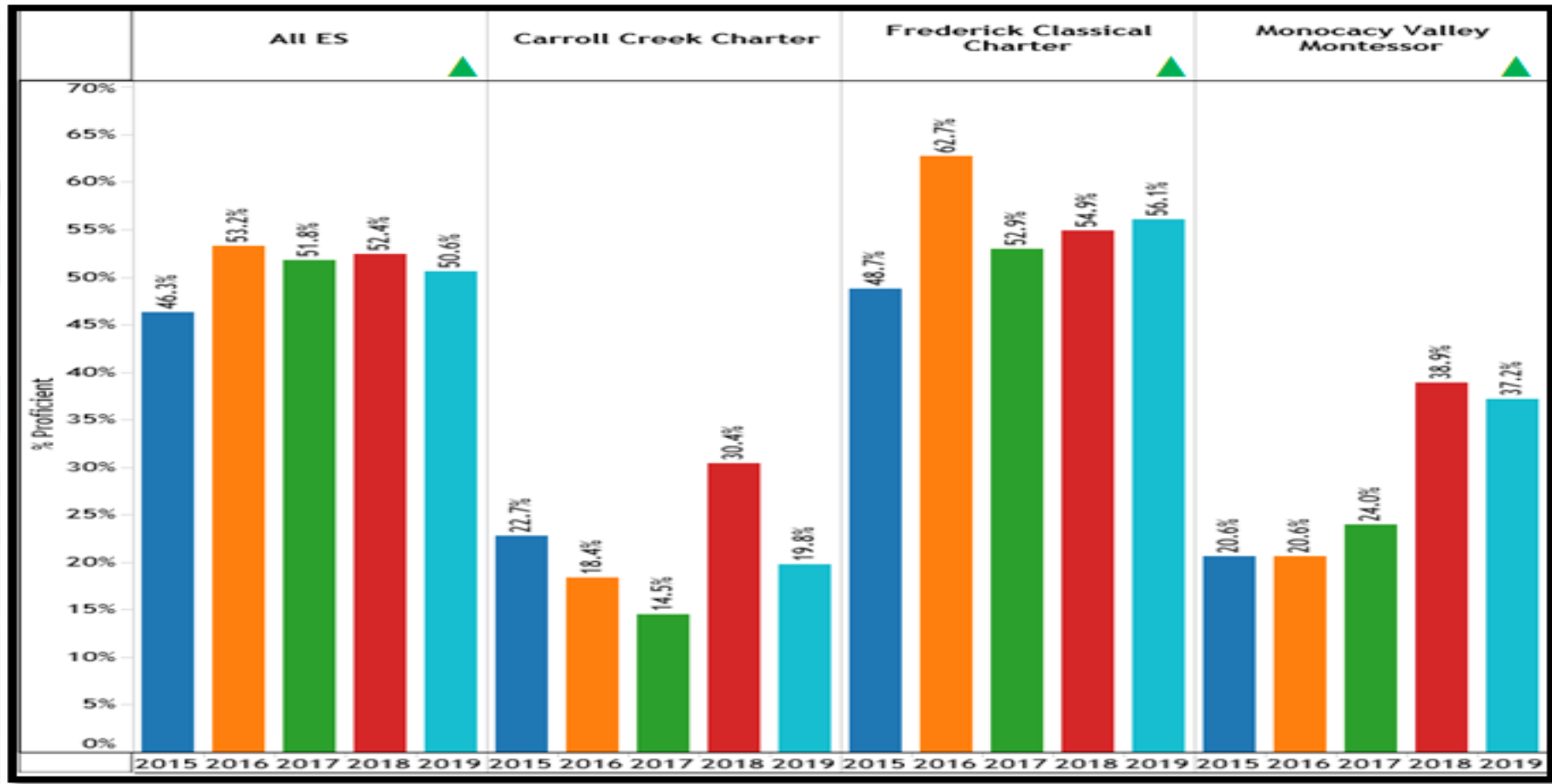
# ELEMENTARY ELA: MCAP Perf. Levels 4-5

2015-2019 Results: Percent of Test-Takers\*  
Meeting Proficiency by School and School Year

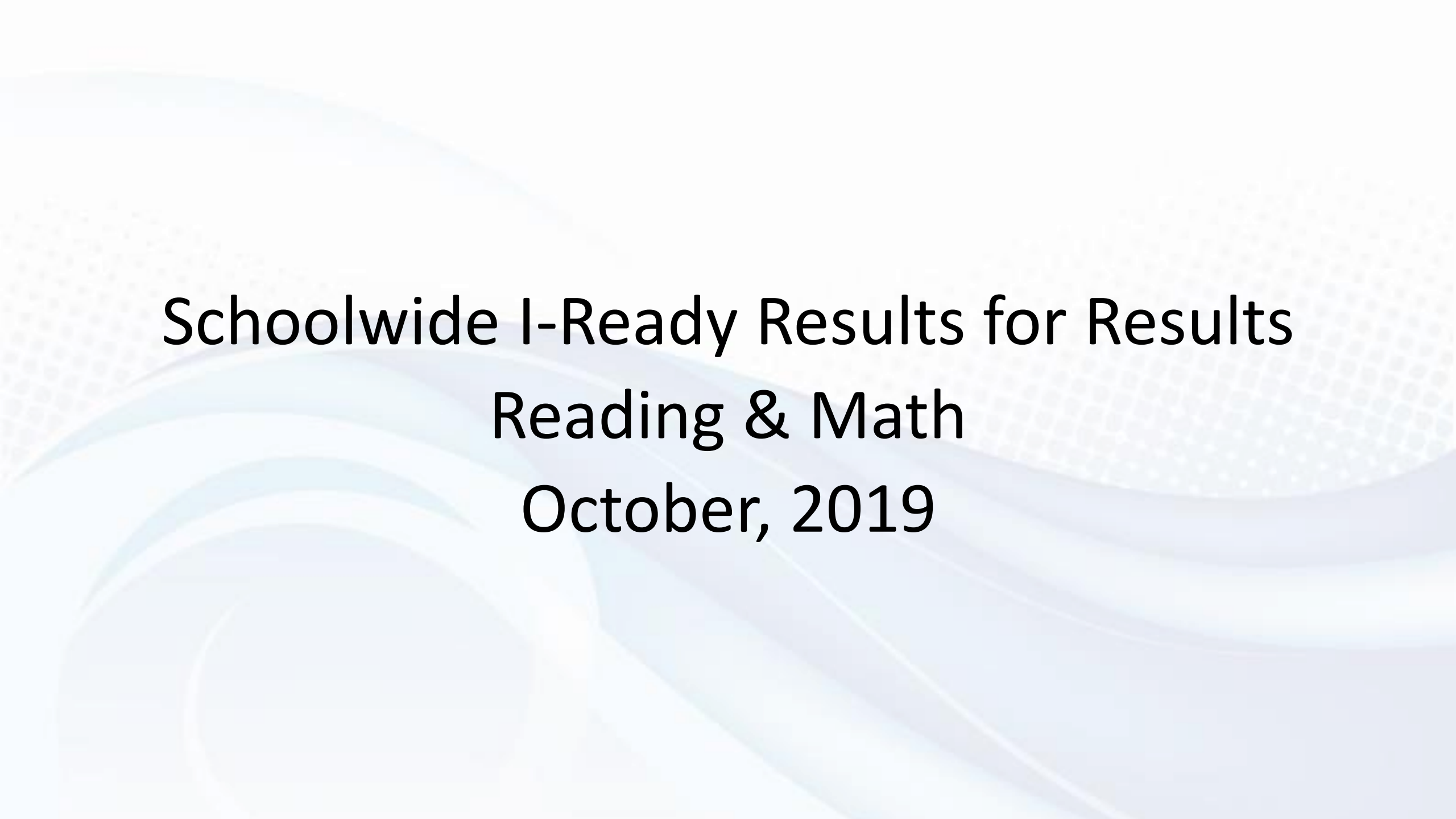


# ELEMENTARY Math: MCAP Perf. Levels 4-5

2015-2019 Results: Percent of Test-Takers\*  
Meeting Proficiency by School and School Year







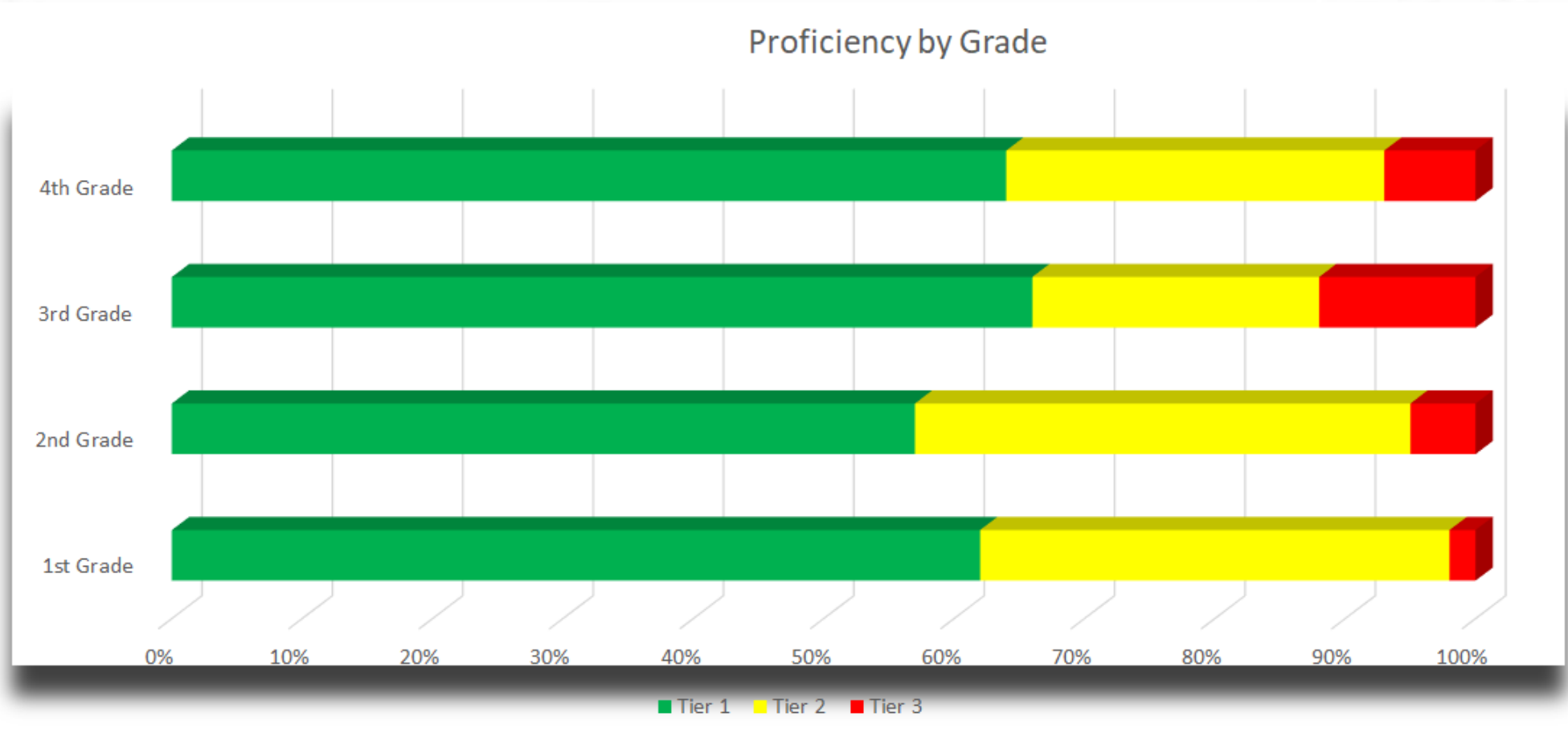
# Schoolwide I-Ready Results for Results Reading & Math October, 2019

# FCCS 2019 I-Ready Reading Results

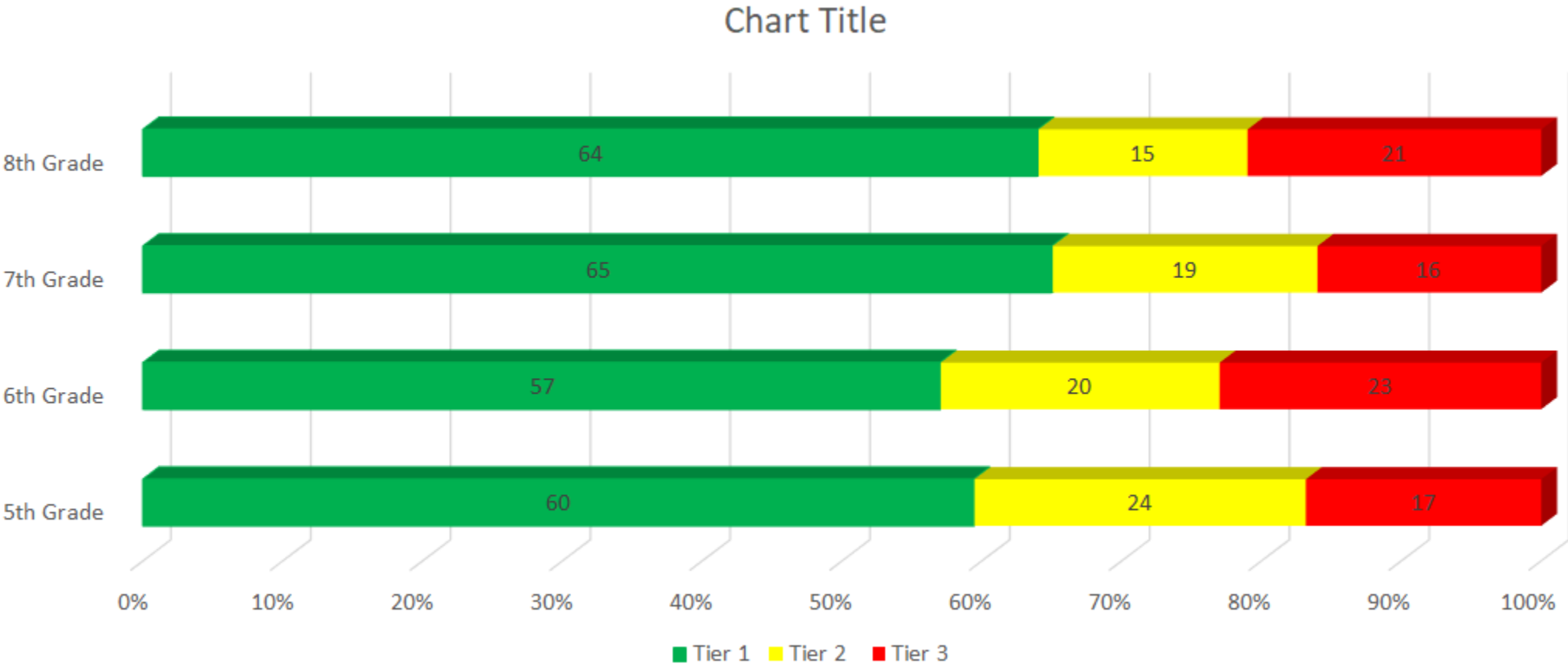
Tier 1 - 62%, Tier 2 - 25%, Tier 3 - 14%



# I-Ready Reading Proficiency By Grade

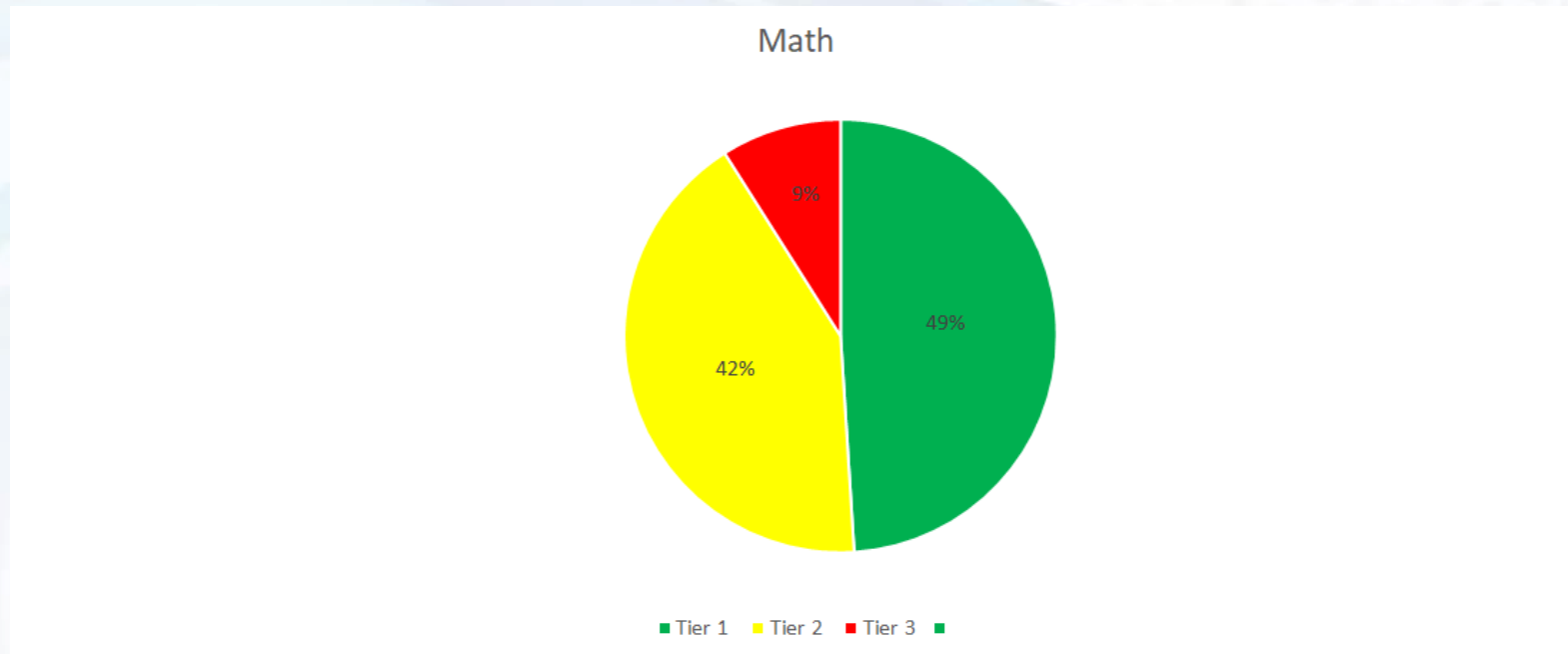


# Middle School I-Ready Reading Results



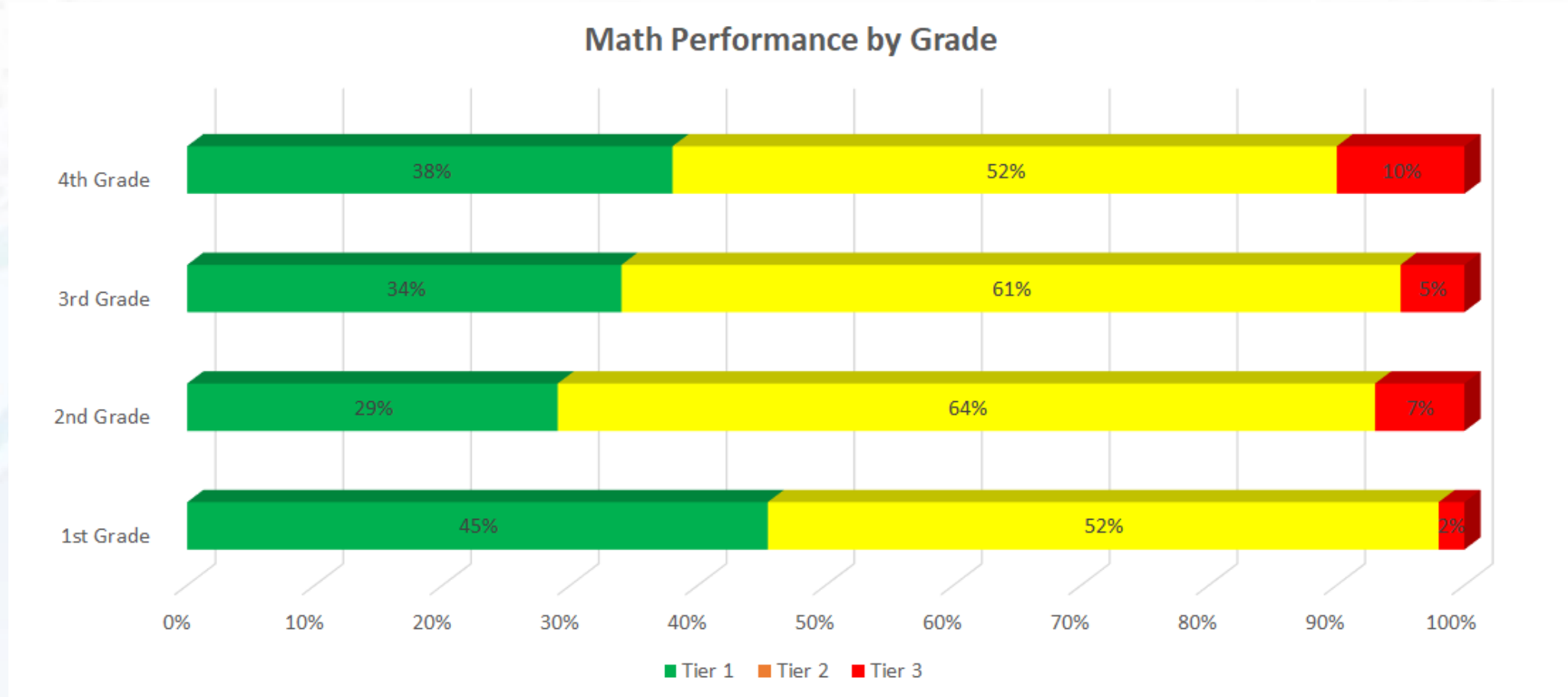
# FCCS 2019 I-Ready Math Results

- 9% of our Scholars tested 2 or more grade levels behind –Tier 3
- 42% of our scholars tested 1 grade level behind –Tier 2
- 49% of our scholars tested on or above grade level –Tier 1

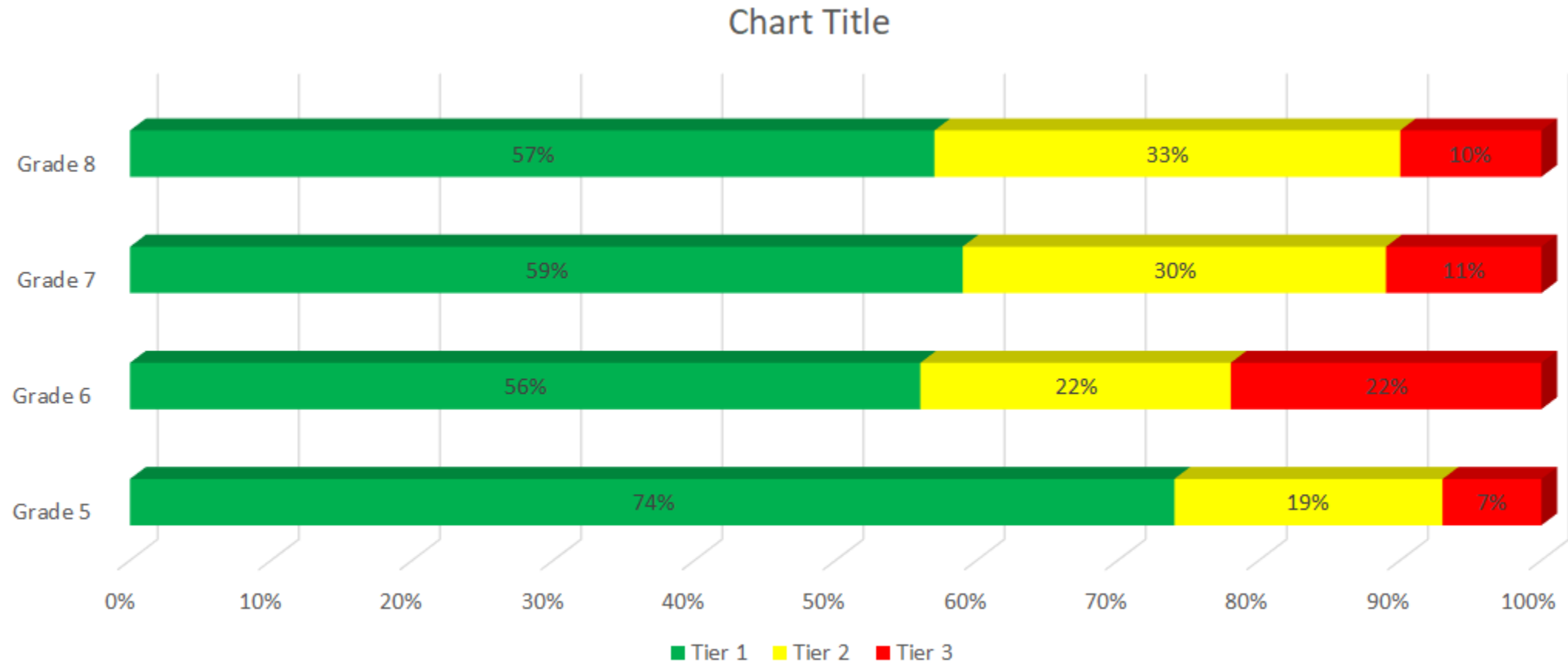




# FCCS 2019 - I-Ready Math Proficiency by Grade



# FCCS-2019 Math Proficiency by Grade Middle School





# FINANCE & FACILITY REPORT

Jen Schneider, Treasurer & Tim Summers, Trustee

# Financial Overview

Frederick Classical Charter School, Inc. is:

- A corporation registered in Maryland
- Tax-exempt under section 501(c)(3)
- Receiving \$10,363 per student from FCPS
- Leasing our facility with expiration of June, 2021

# Financial Highlights

	<b>Year 1</b>	<b>Year 2</b>	<b>Year 3</b>	<b>Year 4</b>	<b>Year 5</b>	<b>Year 6*</b>	<b>Year 7</b>
	<b>SY 2014</b>	<b>SY 2015</b>	<b>SY 2016</b>	<b>SY 2017</b>	<b>SY 2018</b>	<b>SY 2019</b>	<b>SY 2020</b>
	Actual	Actual	Actual	Actual	Actual	Actual	Projected
Grades Served	K-6	K-7	K-8	K-8	K-8	K-8	K-8
Max Enrollment	280	320	360	360	368	376	376
Actual Enrollment	280	315	353	357	368	376	376
Enrollment Rate	100.0%	98.4%	98.1%	99.2%	100.0%	100.0%	100.0%
Surplus (Deficit)	\$353,979	\$137,375	\$ (156,768)	\$53,292	\$138,946	\$153,110	\$14,921

\* Year 6 recognized additional surplus of \$662,740 from legal settlement outside of normal operations

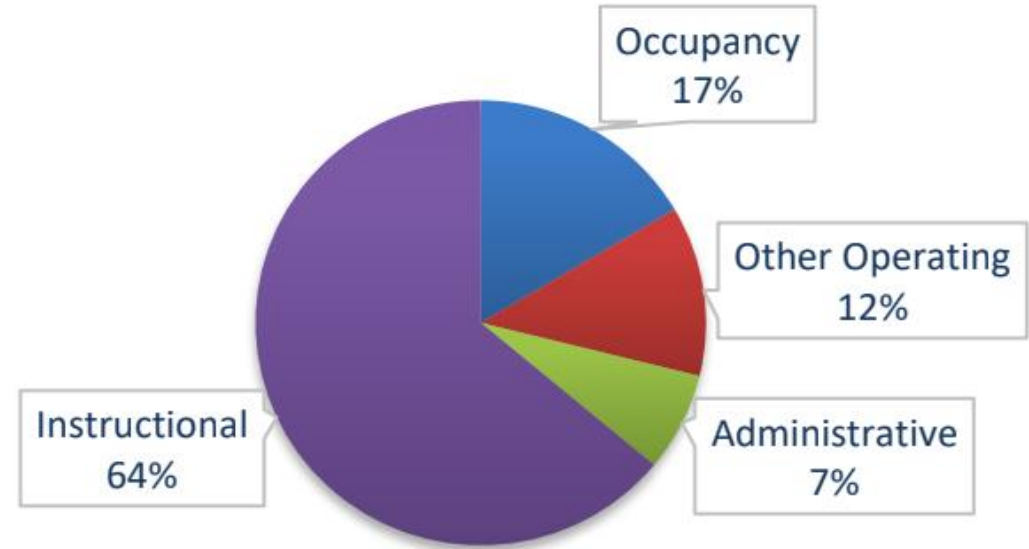


# 2019 Performance

Fiscal Year Ending June 30, 2019

- Surplus of \$153,110
- Net Assets of \$1,399,899
- Working Capital of \$1,309,492

## Use of Funds



# Facility Search

## *Team*

- Parent volunteers
- Jones Lang Lasalle
- MacRo Realty
- Zavos Architects



## *Status*

- Short-term lease renewal
- Architect's Program Summary
- Site selection
  - ~~Airport site~~
  - Dearbought – FCPS land
  - Clover Ridge site
  - Route 40 church



# CONFIRMATION OF QUORUM

Allison Rizzo, Secretary





# BUSINESS ITEM

Allison Rizzo, Secretary

# Confirmation of Trustee

*Motion to confirm the appointment of  
Maria Shumaker to the position of Trustee  
with a term ending June 30, 2022.*





# **MEMBERSHIP, CHARTER, & ORGANIZATION**

Laura Mears, Trustee & Allison Rizzo, Secretary

# Charter School Stages of Governance

## **Start Up**

- Founders
- Small group
- Passionate
- Engaged
- Hands on, working Board

## **Transition**

- Systems & strategy development
- Still involved in Operations
- Growth in Board, in number and skill
- Founders voice

## **Highly Effective**

- Strategic focus
- Sound governance
- Confidence in leadership
- Strong committees
- Highly-skilled Board
- Self-evaluating

# Membership of FCCS, Inc.

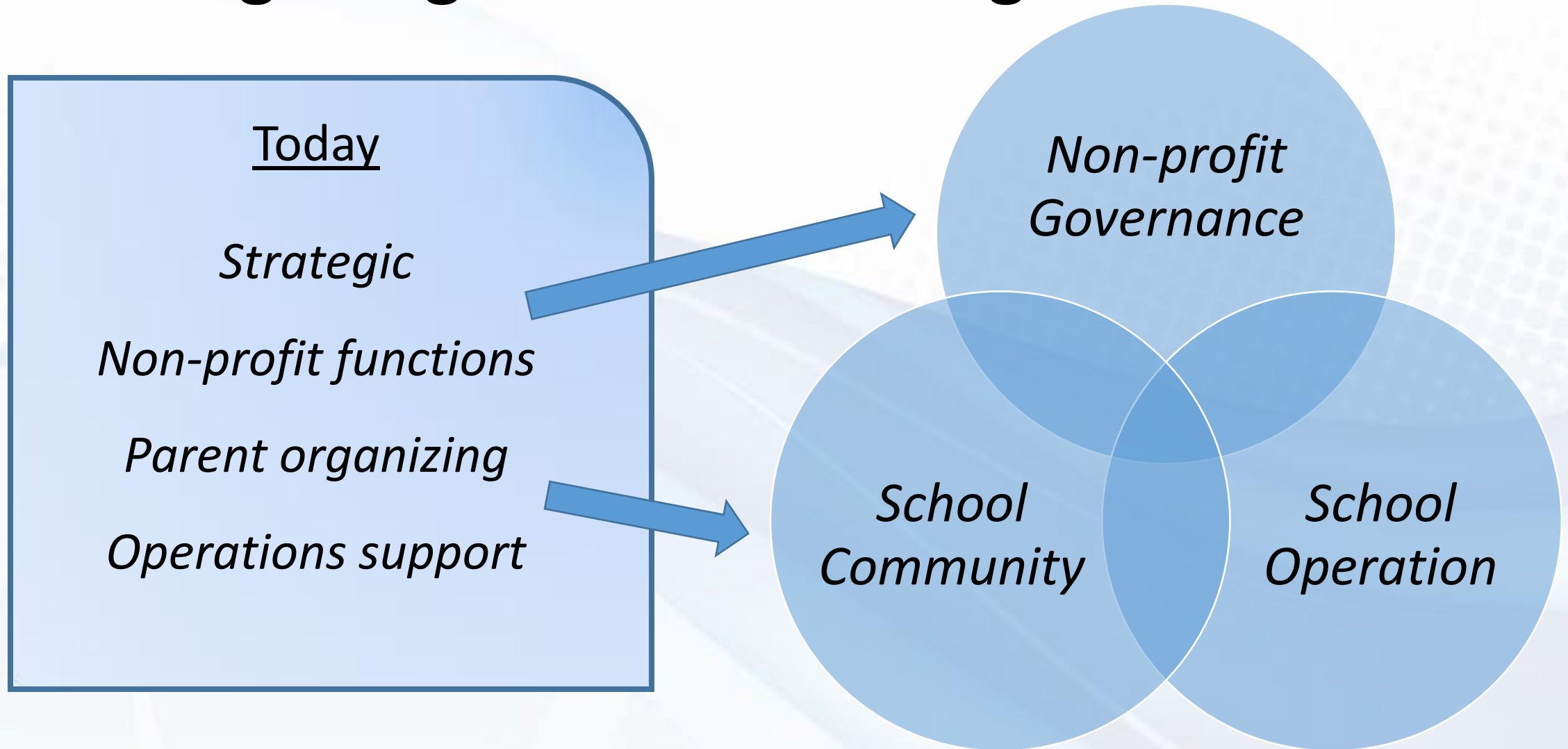


- We are the operator of FCCS
- Special privilege of membership through bylaws
- Effective members engage in the work of the school
  - Learn
  - Seek opportunity
  - Network
  - Ask
  - Act

# Charter Implementation

- Static Documents
  1. Bylaws define non-profit organization
  2. Contract with Authorizer  
→ Charter Application
- Dynamic Documents
  - ✓ Strategic Plan
  - ✓ Policy, process, and procedure
- Strategic Planning and Influence
  - ✓ Mission and Vision
  - ✓ School Improvement
    - Curriculum
    - Culture
  - ✓ Fundraising
  - ✓ Facility

# Strategic Organizational Change





# Engage in the work

- Visit the school
- Lend your expertise and interest
- Activate the community
- Learn



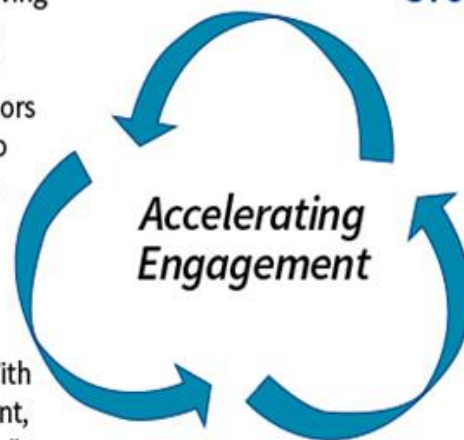


## The 3 C's of Strategic Member Engagement

CONTRIBUTION ➡ COLLABORATION ➡ CONNECTEDNESS

**1. CONTRIBUTION:** Perceiving an increased ability to impact a personal or company priority, behaviors shift from "recipient" to individual knowledge "contributor"

**2. COLLABORTATION:** With community reinforcement, "Individual Contribution" shifts to "Collaborative Contribution"



**3. CONNECTEDNESS:** As contribution & collaboration increase — "Connectedness" to the Association increases from "Casual" to "Personal Priority" (moving from "we/you" to "we" relationships)

# Member Q & A





# CLOSING REMARKS & SURVEY

Shelly Smallwood, Vice President



**THANK YOU**  
**for ATTENDING and**  
**SUPPORTING**  
**FCCS!**